




Hilberling GmbH Entwicklungslabor Hochfrequenztechnik
Heinrich-Hertz-Strasse 2 24790 Schacht-Audorf / Germany
eMail: info@hilberling.de

HLTX - 250/24/6

RF Driver for acusto-optic
Modulators (AOM / LASER)



250 MHz / 6 Watt RF-Power / DC 24 Volt



Project: HF Driver for AOM

Technical Data

Performance Data

- Output Frequency VHF 250 MHz Digital Pulse Mode
- Output Power min. 4.0 W @ 50 Ω
- Output Power max. 6.5 W @ 50 Ω
- Overload Protection Circuit VSWR > 3 : 1
- Overload Protection Open- /Short- Circuit Proof @ Output
- RF ON / OFF Ratio > 60 dB

Power Supply

- Supply Voltage DC +24 V / 0.8 A
Internal Polarity Protection

Slew Rate

- LVCMOS 3.0 V
- Sync Pulse Input 50 Ω
- HF Switch-on Time ~166 ps
- HF Switch-off Time ~166 ps
- Minimum HF Pulse Width 5 ns
- Maximum HF Pulse Width ∞

DC Modulator 0 ... 3 V

- DC adjustable 0 ... 100 % RF Out / 0 ... 3 V
- Mod.-Linearity 0.2 ... 2.8 V 1 % typ.
- Modulation DC ... 100 ns



Project: HF Driver for AOM

Technical Data

Connections

- HF OUT	SMA-f
- DC MOD	SMA-f (SMB / SMC) ¹
- SYNC PULSE	SMA-f (SMB / SMC) ¹
- DC Connector 24 V	+ Soldering Pin / GND/COM Flat Pin
- GND	Grounding Screw / M3
- Cooling	Conductive Cooling through Housing Bottom
- Thermal Performance external	10 ... 16 W

Ambient Temperature

- Operating	0 ... +50°C
- Storage	-20 ... +80°C

Housing

- Material	Al Alloy / Transparent Chromate Base: Solid Material, milled Cover: 1.5 mm Plate
- Dimensions	107.5 x 73.0 x 25.0 mm (W x D x H)
- Weight	0.3 kg
- Mounting Holes	4 x Ø3.4 mm / 70.0 x 60.0 mm

Quality Standards / EMC

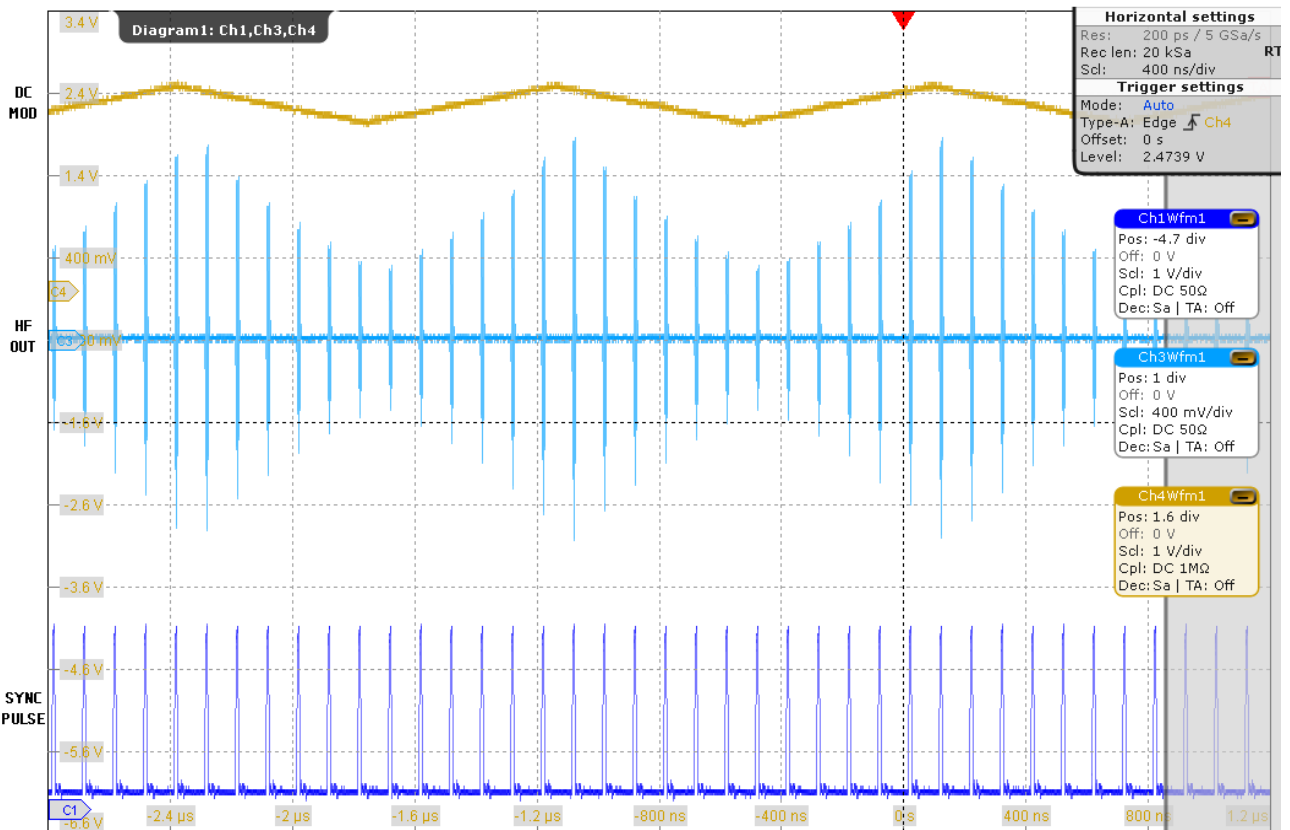
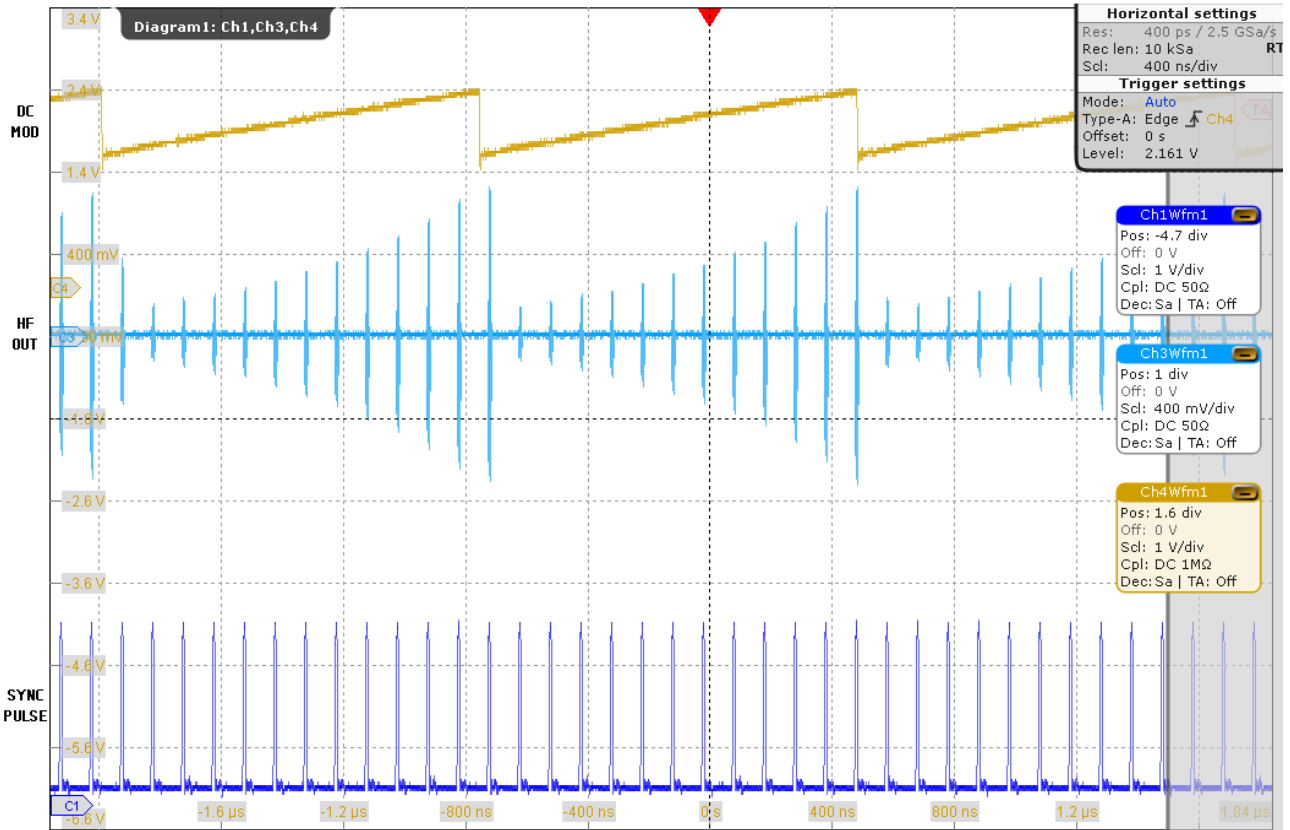
- Testing Standards	CE / EN 50178 / EN 50081-1 / EN 50082-1 EN 55011
---------------------	---

1 Option Connectors



Project: HF Driver for AOM

Diagrams





Hilberling

HF-Entwicklungslabor eMail: info@hilberling.de
Heinrich-Hertz-Strasse 2
24790 Schacht-Audorf / Germany

Data Sheet / Specifications

HLTX - 250/24/6

Project: HF Driver for AOM

Outline Drawings

